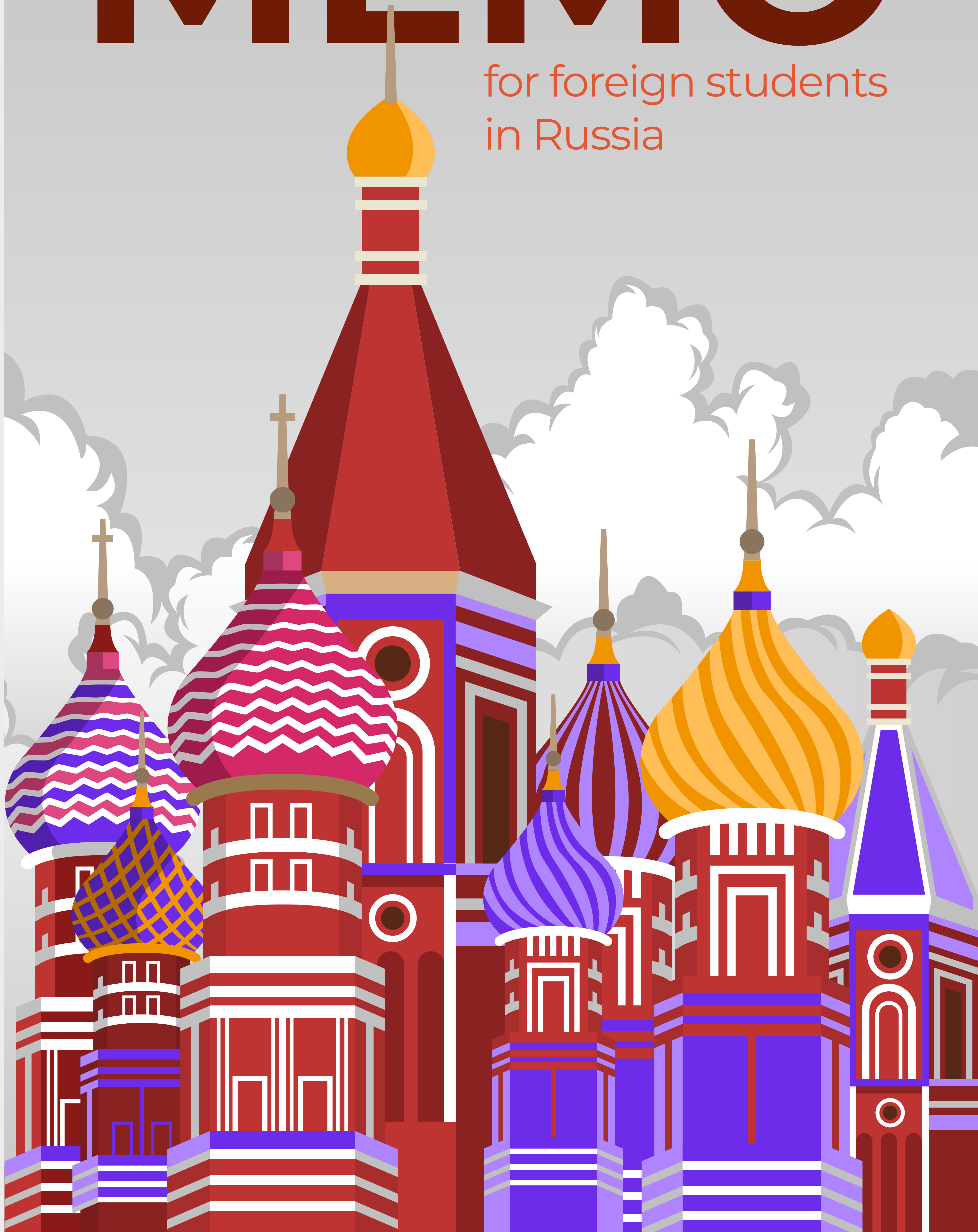


MEMO

for foreign students
in Russia



Welcome to Russia!

Guidelines for International Students

Congratulations, you became students in the Russian Federation! We are happy to welcome you and wish you success in academics, science and in your chosen specialty! Let every day bring you new knowledge and open new horizons.

Our country is proud of its multinationality and unique cultural diversity. Russia is a place where people and traditions unite, creating a society open to new ideas and friendship. We are proud to live in a country, where everyone can find their place, regardless of nationality and cultural background.

Whoever comes to us with peace and respect becomes a welcomed guest. In Russia, you will find not only academic support, but also like-minded people who will be with you throughout your studies. You will be able to share with them the joy of new discoveries and challenges on the road to achievement.

The immersive learning environment will help you develop critical thinking, research skills, and enter a globally relevant profession. Our country welcomes those who are willing to work hard to conquer scientific and professional heights.

The immersive learning environment will help you develop critical thinking, research skills, and enter a globally relevant profession. Our country welcomes those who are willing to work hard to conquer scientific and professional heights.

Study hard, strive for academic excellence, and remember: with determination and the support of those around you, boundless opportunities will open up before you!

Russia's educational environment welcomes you!



Important phone numbers

- 112** – Unified number of emergency services;
- 101** – Fire Department;
- 102** – Police;
- 103** – Ambulance Service;
- 104** – Gas Service;
- 115** – Unified support service for citizens in obtaining state and municipal services in electronic form;
- 121 u 123** – «Child in danger» telephone service.

Federal agencies and institutions

General information about federal government agencies and institutions can also be found online at on the Internet by visiting **www.gov.ru**

Ministry of Internal Affairs of the Russian Federation

- **Call center:** +7 (495) 031-04-02;
- **Online resource:** <https://mbg.pf/>
- **Hotline for foreign students in Moscow:** +7 (495) 777-60-76;
- **Regional hotlines can be found at:** https://mbg.pf/mvd/structure1/Glavnie_upravlenija/guvm/

Russian Emergencies Ministry

- **Online resource:** mchs.gov.ru
- **Hotline:** 112

Federal Agency for Youth Affairs (Rosmolodezh)

- **Call center:** +7 (800) 333-77-37
- **Online resource:** fadm.gov.ru

Ministry of Science and Higher Education of the Russian Federation

- **Call center:** +7 (495) 547-13-07
- **Online resource:** minobrnauki.gov.ru
- **Hotline for foreign citizens:** +7 (495) 122-22-68

Ministry of Foreign Affairs of the Russian Federation

- **Online resource:** mid.ru
- **Consular Information Portal:** <https://www.kdmid.ru/>
- **Hotline:** +7 (499) 244-45-81, +7 (499) 241-58-60

Rossotrudnichestvo:

- **Online resource:** rs.gov.ru
- **Hotline:** +7 (985) 870-21-27

Public holidays

Most federal agencies are closed on public holidays or operate on a special schedule. If a public holiday falls on a weekend, it is postponed to the next working day after the weekend.

1, 2, 3, 4, 5, 6 and 8 January — New Year holidays;

7 January — Christmas Day;

23 February — Defender of the Fatherland Day;

8 March — International Women's Day;

1 May — Spring and Labour Day;

9 May — Victory Day;


12 June — Day of Russia;

4 November — People's Unity Day;

31 Desember — New Year.

You can always check the production calendar on the State Duma website to find out the days off and holidays.

Official resource: **duma.gov.ru**



What documents are required to enter Russia?

Upon arrival in the Russian Federation, all foreign citizens undergo the procedure of border control. To pass border control you need to present the following documents:

- **passport;**
- **visa** (for foreign citizens with a visa regime);
- **migration card** (provided free of charge at the border when entering the Russian Federation);
- **VHI** — voluntary health insurance policy.



First steps when arriving in Russia

1 step. Obtaining a migration card

Migration card — is a document that confirms that you have crossed the border of the Russian Federation legally. It is filled out by all foreigners who come to Russia with or without a visa.

Migration card forms are issued on the plane, train, before passing through passport control at the airport or train station.

When filling out the migration card, you must select and emphasize **the purpose of entry — “study”**.

This document must be filled out in Russian or in English if you do not know Russian. But if you fill in the migration card in English, then you will need to have it translated by a notary when you receive your permit for residence or temporary residence permit.

TIP

Be sure to check the data in the migration card. If you notice an error in place of border crossing, you can immediately contact a checkpoint officer. If you notice the mistake later, you will have to get a duplicate migration card from the Ministry of Internal Affairs of the Russian Federation. When the border guard officer picks up the card, do not forget to take the tear-off part of the form. This is your migration card.

Step 2. Notification of Arrival

Upon arrival at the place of study, the international student must notify the representatives of the educational organisation of his/her arrival on the same day on the same day to the representatives of the educational organisation:

- **to the dean's office of your faculty;**
- **specialists in working with international students.**

Step 3. Migration registration (obtaining registration)

Within **7 working days** from the date of entry into the country, you must be registered at the place of stay (registration).

- **Citizens of Tajikistan, Uzbekistan — within 15 days from the date of entry into the Russian Federation;**
- **Citizens of Armenia, Kazakhstan and Kyrgyzstan — within 30 days;**
- **Citizens of Belarus — 90 days.**

For this purpose it is necessary to provide the host party (dormitory, hotel, flat owner):

- **photocopy of passport;**
- **photocopy of the migration card.**

Registration must necessarily coincide with the address of actual residence!



All foreign citizens must be placed on migration registration (registered at the place of stay) strictly at the address of actual stay.




I will live in a dormitory

An employee of the University's Migration Registration Department will help you to issue a notification of registration at the place of stay. Contact them on the next working day after your arrival with a full set of documents.

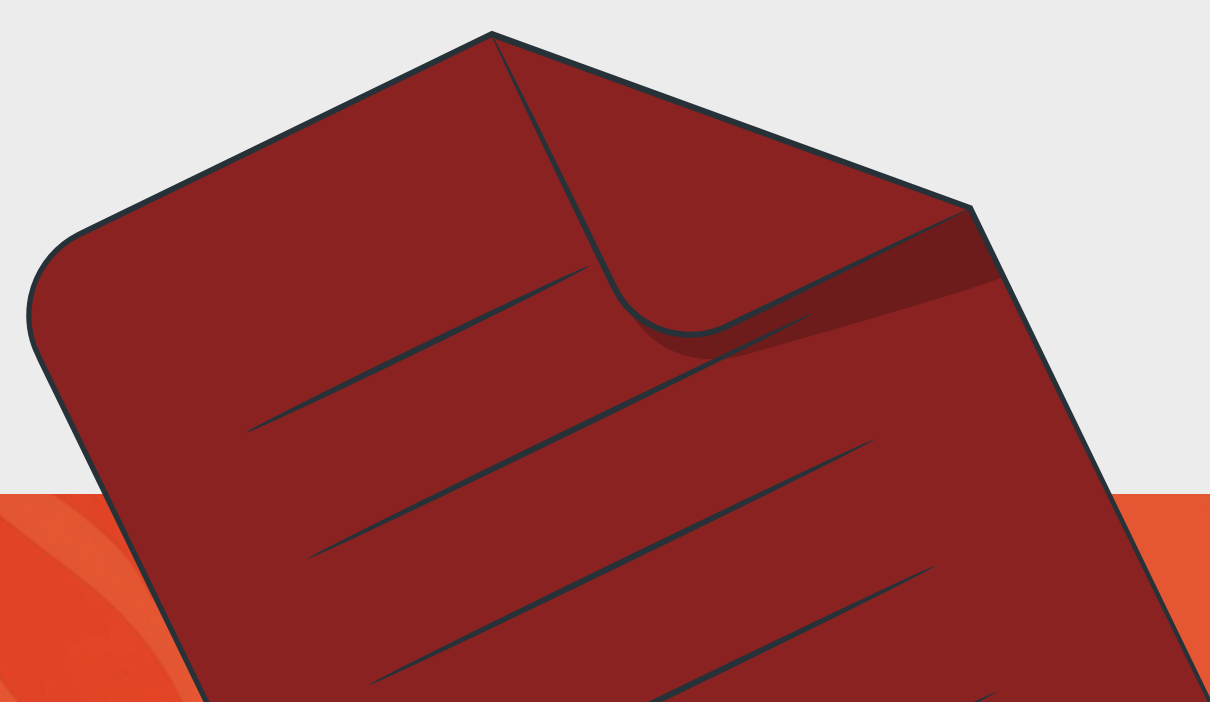
I will be staying in a hotel

The administrator of the hotel will issue a notification of registration for migration registration. Do not forget to get it and bring it to the University Migration Office.



I will live in the flat

Remember, living in a flat does not exempt you from migration registration. Together with the owner of the flat, on the next working day after your arrival, you should go to the Migration Department of the municipality where the flat is located and issue a notification of migration registration. You will need an application from the university. To obtain it, contact a member of staff of the migration department of the university. After you receive the notification, remember to bring it to the university's migration department.



Step 4. Voluntary health insurance policy

If you decide to make a VHI policy for a short period of time before entering the Russian Federation, then before its expiration, you must receive a new VHI policy for a longer period.

TIP

In which company it is better to make a VHI policy, you can ask in the international department of your university. You can also search for information on the university's website and ask senior colleagues who have already issued a VHI policy.

Step 5. Medical examination and fingerprinting

Foreign students arriving in Russia for a long term, **within 90 days** from the date of entry must undergo:

- 1. medical examination (every year);**
- 2. dactyloscopic registration and photographing (every 5 years).**

The procedures must begin to take place in the specified order immediately after the initial temporary registration is ready. You can find out where to undergo these procedures in your city in the international department of your university.

TIP

Take a Russian-speaking friend with you if you have difficulties in communicating with the staff.

The dactyloscopic registration and photographing can be done at the representative offices of the Ministry of Internal Affairs of the Russian Federation abroad. Card is issued upon arrival in Russia by an authorised body of the Ministry of Internal Affairs of the Russian Federation.



Information on departure from the place of temporary registration

If you plan to leave for another city, you **MUST** notify your university. Departure without notification is prohibited.

If you want to leave the place of temporary stay, for example, to go to another city in Russia for a vacation (to change your place of stay for more than 7 days), you must register for migration at the place of your new stay, and be sure to inform your host party (university or other persons, organizations that initially accepted you for accommodation).

Please note: if you stay in hospital (in-patient treatment) please inform your university.

If you make any changes to your personal data (change of name, surname, passport details, citizenship, place of residence, status in the Russian Federation), you must notify your university within 1 day.

THE BIGGEST PIECE OF ADVICE

Always stay in touch with your university — both before and after your arrival in Russia! Be sure to email them about the day of your arrival and do not hesitate to ask again or clarify the information if you do not understand something.

As soon as you arrive in Russia, be sure to contact the university and find out when and where you need to come for paperwork and mandatory procedures.



What should you carry with you at all times in Russia

Originals and copies of such documents:

- **Visa**
- **Passport with a valid visa**
- **Health insurance policy**
- **Migration card, where the purpose of arrival is "study"**
- **Migration registration document (registration).**





Useful links

QR codes that will be useful for every foreign student



**Official channel of the Ministry of
Science and Higher Education of the
Russian Federation in Telegram**

Adventures of foreigners in Russia —
the latest news about studying and
life in the Russian Federation, fast
feedback



We express our gratitude to the
Institute of the Russian Language of
the RUDN University for their help in
compiling the training manual